























































21 100m Freestyle Mixed Final































Official































☰ Entries 1☰ Heats 🏊 Summary































Total























Rank	Competitor	Age	Club	RT	PTS	Result
1	 Barnes Kyle	30	 Speed Dem...	0.73		56.92 Entry: 57.00 -0.08 50m: 27.87 100m: 56.92 (29.05)
2	 Kiekebosch...	33	 Hamilton A...	0.73		58.51 Entry: 1:06.00 -7.49 50m: 28.95 100m: 58.51 (29.56)
3	 Suppiah Ravi	47	 SwimTastic ...	0.76		1:00.37 Entry: 1:02.00 -1.63 50m: 29.47 100m: 1:00.37 (30.90)
4	 James Tho...	34	 Roskill Mas...	0.73		1:02.13 Entry: 1:02.80 -0.67 50m: 29.41 100m: 1:02.13 (32.72)
5	 Liversidge ...	47	 North Shor...	0.87		1:02.15 Entry: 1:01.18 +0.97 50m: 29.59 100m: 1:02.15 (32.56)
6	 Dalzell David	32	 Queen Eliz...	0.74		1:02.17 Entry: 1:05.00 -2.83 50m: 29.92 100m: 1:02.17 (32.25)
7	 Comer Adam	24	 Roskill Mas...	0.67		1:02.74 Entry: 1:03.03 -0.29 50m: 29.88 100m: 1:02.74 (32.86)
8	 Gildenhuys...	60	 North Shor...	0.76		1:03.33 Entry: 1:02.00 +1.33 50m: 30.09 100m: 1:03.33 (33.24)
9	 Mckay Jord...	33	 Unaffiliated	0.79		1:03.68 Entry: 1:05.00 -1.32 50m: 30.36 100m: 1:03.68 (33.32)
10	 Thieme Ma...	45	 Roskill Mas...	0.83		1:03.95 Entry: 1:04.00 -0.05 50m: 30.63 100m: 1:03.95 (33.32)
11	 Burrow Lee	47	 Trent Bray ...	0.77		1:04.27 Entry: 1:01.11 +3.16 50m: 29.26 100m: 1:04.27 (35.01)
12	 Saunders ...	39	 Selwyn Ma...	0.79		1:04.33 Entry: 1:03.21 +1.12 50m: 30.42 100m: 1:04.33 (33.91)

13	 Field Tessa	31	 Levin Masters	0.76		1:04.47	+1.96
	50m: 31.38		100m: 1:04.47 (33.09)			Entry: 1:02.51	
14	 Carter Nick	39	 Unaffiliated	0.85		1:04.55	-0.45
	50m: 30.83		100m: 1:04.55 (33.72)			Entry: 1:05.00	
15	 Teo Jeremiah	31	 Roskill Mas...	0.67		1:05.49	+0.49
	50m: 30.46		100m: 1:05.49 (35.03)			Entry: 1:05.00	
16	 Manko Eug...	58	 Roskill Mas...	0.80		1:05.90	+2.90
	50m: 32.14		100m: 1:05.90 (33.76)			Entry: 1:03.00	
17	 Lyles Jenny	46	 North Shor...	0.77		1:06.81	-3.19
	50m: 32.52		100m: 1:06.81 (34.29)			Entry: 1:10.00	
18	 Breukink Ri...	30	 Waitakere ...	0.83		1:07.37	-4.63
	50m: 31.95		100m: 1:07.37 (35.42)			Entry: 1:12.00	
19	 Pichon Tate	S19 28	 Waitakere ...	0.98	333	1:07.64	-2.21
	50m: 32.74		100m: 1:07.64 (34.90)			Entry: 1:09.85	
20	 Dustow La...	S19 24	 Central Ha...		326	1:08.11	+0.56
	50m: 31.98		100m: 1:08.11 (36.13)			Entry: 1:07.55	
21	 Adler Alfredo	52	 Katikati Ma...	0.94		1:08.38	+0.38
	50m: 31.92		100m: 1:08.38 (36.46)			Entry: 1:08.00	
22	 Sigwalt Ro...	44	 South City ...	0.78		1:08.39	-0.11
	50m: 32.48		100m: 1:08.39 (35.91)			Entry: 1:08.50	
23	 Marriner Br...	37	 Lizvanwelie...			1:08.79	-16.21
	50m: 32.54		100m: 1:08.79 (36.25)			Entry: 1:25.00	
24	 Allen Nicole	25	 Roskill Mas...	0.74		1:08.90	+2.83
	50m: 31.51		100m: 1:08.90 (37.39)			Entry: 1:06.07	
25	 Lovell Jodie	47	 Blenheim M...	0.86		1:09.43	-2.06
	50m: 34.22		100m: 1:09.43 (35.21)			Entry: 1:11.49	
26	 Murray Anna	36	 Unaffiliated	0.70		1:09.57	-4.43
	50m: 32.85		100m: 1:09.57 (36.72)			Entry: 1:14.00	
27	 Villanueva ...	45	 Unaffiliated	0.77		1:09.68	+0.18
	50m: 32.96		100m: 1:09.68 (36.72)			Entry: 1:09.50	

28	 Pound Kath...	31	 Kiwi West ...	0.90	1:10.12 Entry: 1:12.00 -1.88
	50m: 33.03		100m: 1:10.12 (37.09)		
29	 Nadilo Anton	55	 Harbour Ca...	0.78	1:10.44 Entry: 1:10.91 -0.47
	50m: 33.19		100m: 1:10.44 (37.25)		
30	 Macartney ...	35	 North Shor...	0.68	1:10.71 Entry: 1:05.00 +5.71
	50m: 31.80		100m: 1:10.71 (38.91)		
31	 Vintiner Miles	53	 Speed Dem...	0.83	1:10.95 Entry: 1:12.00 -1.05
	50m: 33.94		100m: 1:10.95 (37.01)		
32	 De Vries Jo...	67	 Whakatane...	0.87	1:11.19 Entry: 1:10.00 +1.19
	50m: 33.95		100m: 1:11.19 (37.24)		
33	 France Marie	47	 North Shor...	0.96	1:11.26 Entry: 1:11.50 -0.24
	50m: 31.77		100m: 1:11.26 (39.49)		
34	 Van Dyk Ju...	69	 Wharenui ...	0.84	1:11.55 Entry: 1:10.00 +1.55
	50m: 34.08		100m: 1:11.55 (37.47)		
35	 Clarke Step...	71	 Dunedin M...	0.85	1:12.08 Entry: 1:13.00 -0.92
	50m: 35.02		100m: 1:12.08 (37.06)		
36	 De Raad J...	58	 Unaffiliated	0.86	1:12.50 Entry: 1:13.00 -0.50
	50m: 33.92		100m: 1:12.50 (38.58)		
37	 Doherty Fa...	24	 Roskill Mas...	0.85	1:12.60 Entry: 1:12.05 +0.55
	50m: 36.06		100m: 1:12.60 (36.54)		
38	 Veal Nina	52	 Roskill Mas...	0.77	1:12.95 Entry: 1:14.90 -1.95
	50m: 34.48		100m: 1:12.95 (38.47)		
39	 Cecioni Ma...	58	 Raumati M...	0.85	1:13.02 Entry: 1:17.00 -3.98
	50m: 35.12		100m: 1:13.02 (37.90)		
40	 Perry Jane	57	 Unaffiliated	0.85	1:13.10 Entry: 1:17.00 -3.90
	50m: 34.59		100m: 1:13.10 (38.51)		
41	 Johnson Dale	30	 Unaffiliated	0.92	1:13.45 Entry: 1:13.45
	50m: 34.33		100m: 1:13.45 (39.12)		
42	 Gardner Ca...	60	 Greendale ...	0.73	1:14.37 Entry: 1:17.90 -3.53
	50m: 35.08		100m: 1:14.37 (39.29)		

43	 Vegar Joshua	25	 Waitakere ...		1:15.98 Entry: 1:17.07 -1.09
	50m: 35.58		100m: 1:15.98 (40.40)		
44	 Howie Chris	52	 North Shor...	0.83	1:16.68 Entry: 1:12.50 +4.18
	50m: 34.73		100m: 1:16.68 (41.95)		
45	 Burnard Mo...	31	 Makino Ma...	0.88	1:16.75 Entry: 1:16.53 +0.22
	50m: 35.86		100m: 1:16.75 (40.89)		
46	 Colliar Gail	50	 North Shor...	0.97	1:17.07 Entry: 1:25.00 -7.93
	50m: 36.11		100m: 1:17.07 (40.96)		
47	 Mcdonald Z...	41	 NOWSA M...	0.95	1:17.19 Entry: 1:20.00 -2.81
	50m: 37.65		100m: 1:17.19 (39.54)		
48	 Rowland C...	47	 Whakatane...	0.89	1:18.41 Entry: 1:25.00 -6.59
	50m: 36.45		100m: 1:18.41 (41.96)		
49	 Sjosten Karin	51	 North Shor...	0.94	1:21.03 Entry: 1:19.47 +1.56
	50m: 38.16		100m: 1:21.03 (42.87)		
50	 Ruttersmith...	62	 Katikati Ma...	0.38	1:21.52 Entry: 1:19.00 +2.52
	50m: 38.55		100m: 1:21.52 (42.97)		
51	 Zhang Hon...	46	 Roskill Mas...	0.69	1:22.22 Entry: 1:26.38 -4.16
	50m: 38.31		100m: 1:22.22 (43.91)		
52	 Burnard Cl...	66	 Makino Ma...		1:22.42 Entry: 1:23.00 -0.58
	50m: 40.61		100m: 1:22.42 (41.81)		
53	 Rangitroy Troy	38	 North Shor...		1:22.43 Entry: 1:25.00 -2.57
	50m: 38.69		100m: 1:22.43 (43.74)		
54	 Pinfold Ele...	75	 Waikato Ma...		1:26.65 Entry: 1:30.00 -3.35
	50m: 41.70		100m: 1:26.65 (44.95)		
55	 Rankine Je...	72	 Team Auckl...	0.70	1:28.72 Entry: 1:29.00 -0.28
	50m: 42.02		100m: 1:28.72 (46.70)		
56	 Bendall Chr...	53	 North Shor...	0.79	1:29.07 Entry: 1:21.00 +8.07
	50m: 41.04		100m: 1:29.07 (48.03)		
57	 Allen Jonat...	73	 North Shor...		1:29.14 Entry: 1:30.00 -0.86

	50m: 42.76		100m: 1:29.14 (46.38)			
58	 Catterall S...	55	 North Shor...			1:30.64 Entry: 1:30.56 +0.08
	50m: 43.27		100m: 1:30.64 (47.37)			
59	 Bannehr H...	69	 North Shor...			1:31.40 Entry: 2:10.00 -38.60
	50m: 43.76		100m: 1:31.40 (47.64)			
60	 Harvey Cat...	60	 Waitakere ...	0.96		1:31.57 Entry: 1:35.00 -3.43
	50m: 44.41		100m: 1:31.57 (47.16)			
61	 Lee Hong	42	 North Shor...	0.97		1:32.85 Entry: 1:30.00 +2.85
	50m: 43.92		100m: 1:32.85 (48.93)			
62	 Kong Emma	39	 Manukau M...	0.89		1:32.88 Entry: 1:43.00 -10.12
	50m: 43.00		100m: 1:32.88 (49.88)			
63	 Agnew Me... S10	45	 Jasi Masters		233	1:34.39 Entry: 1:50.20 -15.81
	50m: 44.41		100m: 1:34.39 (49.98)			
64	 Foote Karina	52	 Blenheim M...			1:37.65 Entry: 1:45.00 -7.35
	50m: 44.81		100m: 1:37.65 (52.84)			
65	 Sherriff Brit... S14	28	 North Cant...	0.55	193	1:37.75 Entry: 1:32.05 +5.70
	50m: 45.29		100m: 1:37.75 (52.46)			
66	 Taylor Isobel	75	 Waikato Ma...	0.85		1:40.25 Entry: 1:45.00 -4.75
	50m: 48.11		100m: 1:40.25 (52.14)			
67	 Hill Ali	44	 Dunedin M...	0.83		1:41.43 Entry: 2:30.00 -48.57
	50m: 50.22		100m: 1:41.43 (51.21)			
68	 Davidson Liz	63	 North Shor...	0.97		1:43.78 Entry: 1:50.00 -6.22
	50m: 50.39		100m: 1:43.78 (53.39)			
69	 Agterkamp ...	39	 Jasi Masters			1:52.44 Entry: 2:00.00 -7.56
	50m: 50.79		100m: 1:52.44 (1:01.65)			
70	 Buwalda Ilo... S10	49	 North Cant...		133	1:53.62 Entry: 1:53.37 +0.25
	50m: 55.13		100m: 1:53.62 (58.49)			
71	 Macartney ...	66	 North Shor...	0.83		1:55.02 Entry: 1:52.99 +2.03
	50m: 53.18		100m: 1:55.02 (1:01.84)			
72	 Haldane Sa...	60	 Waikato Ma...			1:56.18

	50m: 53.76	100m: 1:56.18 (1:02.42)	
73	 Johnstone ...	73  Waitakere ...	1:56.94 Entry: 1:57.00 -0.06
	50m: 51.50	100m: 1:56.94 (1:05.44)	
74	 Paterson A...	58  Waitakere ...	2:00.86 Entry: 1:50.00 +10.86
	50m: 52.68	100m: 2:00.86 (1:08.18)	
75	 Pollard Sue	82  North Shor...	2:08.38 Entry: 2:20.00 -11.62
	50m: 1:00.03	100m: 2:08.38 (1:08.35)	
76	 Milne Marg	78  Whalers	2:10.08 Entry: 1:10.00 +60.08
	50m: 1:01.04	100m: 2:10.08 (1:09.04)	
-	 Prescott St...	71  Dunedin M...	DNS
-	 Corskie Mary	80  Waikato Ma...	DNS
-	 Grant Kirsty	55  Waikato Ma...	DNS
-	 Rowland S...	54  Roskill Mas...	DNS
-	 Brown Jere...	53  Team Auckl...	DNS
-	 Solomon J...	31  Hamilton A...	DNS
-	 Butters Carly	32  Waitakere ...	DNS